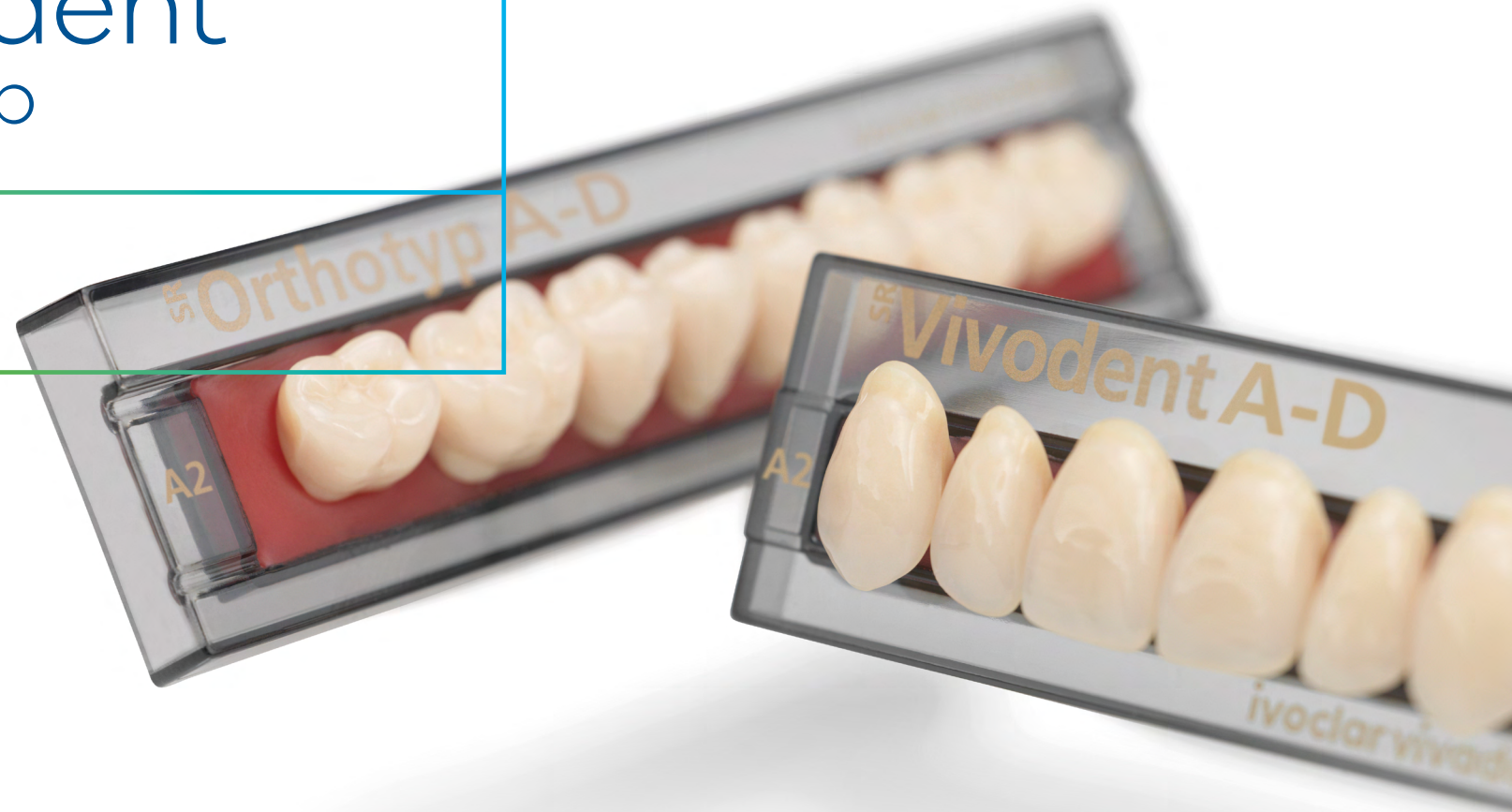


Tooth mould chart

SR Vivodent
SR Orthotyp

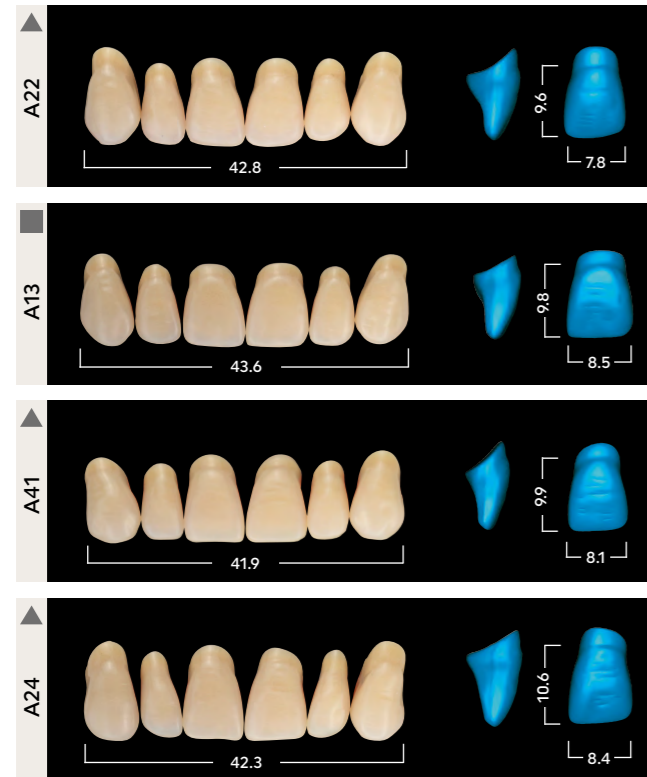
Proven denture teeth
made of quality PMMA



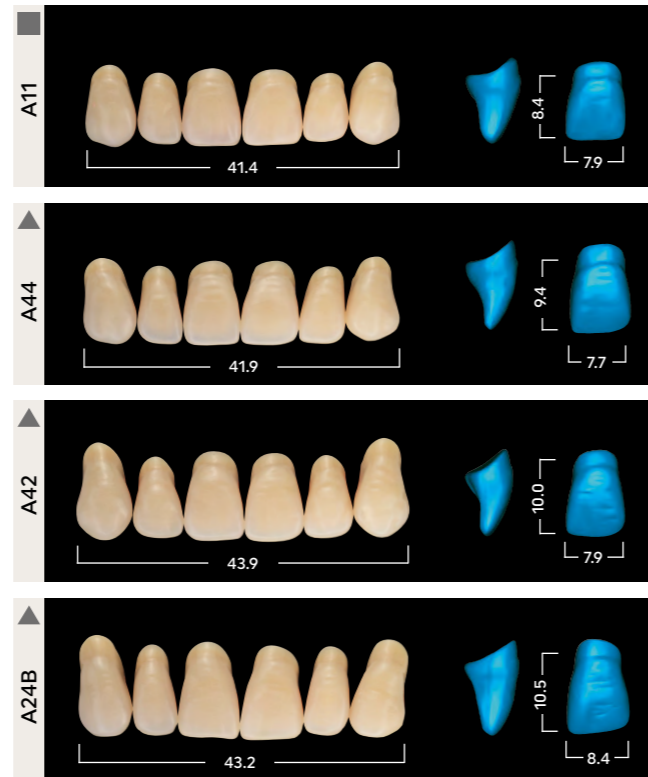
SR Vivodent

Small

soft



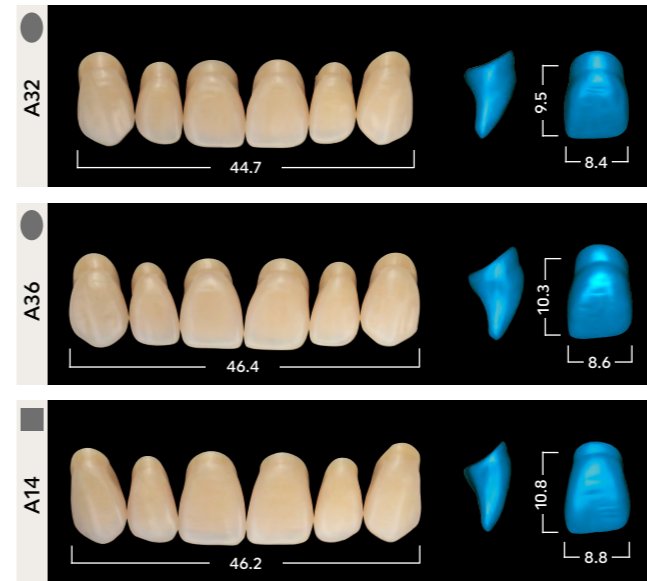
bold



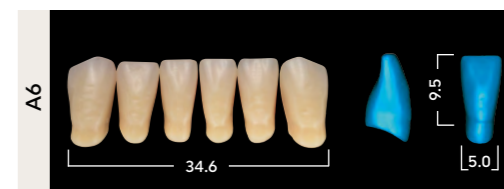
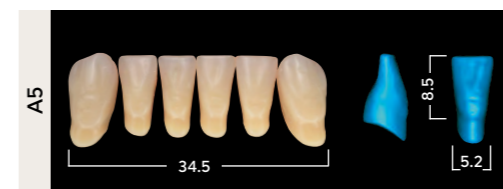
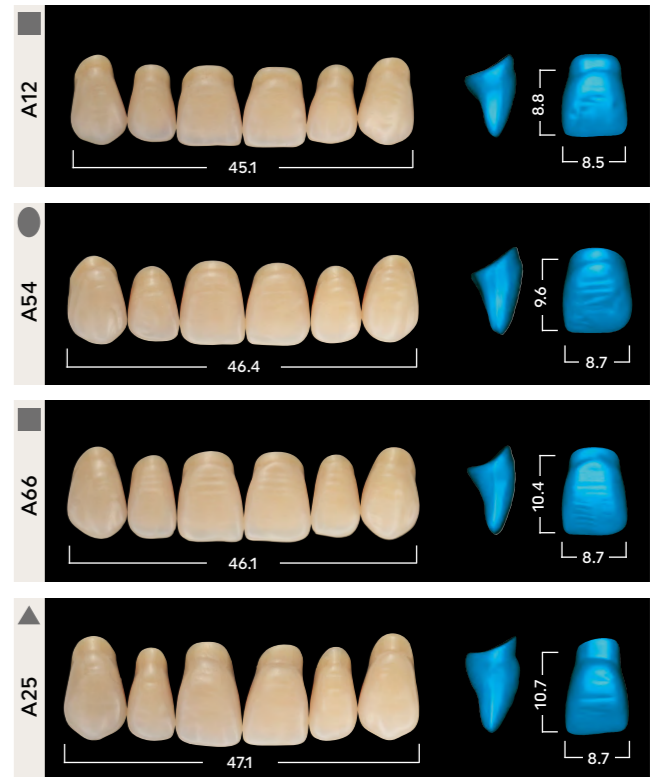
SR Vivodent

Medium

soft



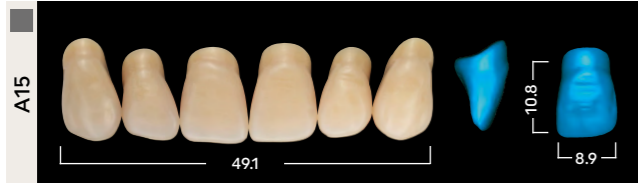
bold



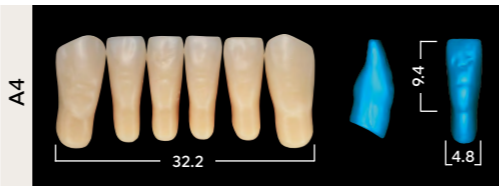
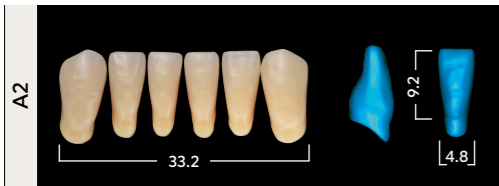
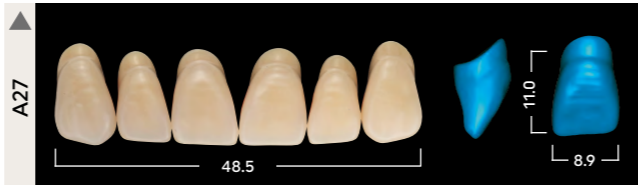
SR Vivodent

Large

soft



bold



SR Orthotyp

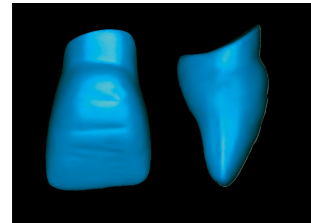
Posteriors



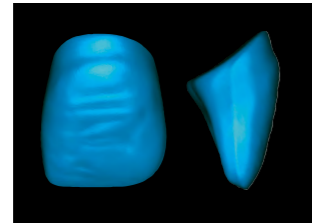
Processing Instructions

Anterior tooth selection


If possible, the anterior teeth should be selected directly with the patient according to anatomical and mimic characteristics. The anterior teeth are categorized into triangular, oval and square tooth moulds. Additionally, there are soft and bold tooth forms. However, it should be noted that each mould has its own distinctive character.



▲ Triangular tooth moulds
This group is characterized by teeth having a rejuvenating crown which tapers towards the cervical ridge. The vertical curvature is slightly indicated.



● Oval tooth moulds
The teeth of this category have a pronounced gingivo-incisal curvature. The labial curvature is particularly accentuated.



■ Square tooth moulds
With this angular shape, the central incisor is dominant. The gingivo-incisal curvature is moderate.

Shade determination

The tooth shade is determined with the help of a shade guide according to the A–D or Chromascop shade system of Ivoclar Vivadent.



The shade selection with the patient should be carried out under defined light conditions (5,500 K colour temperature) or during daylight (preferably light from the north).

Minimum layer thickness

It must be ensured that the stability of the teeth and the correct shade effect are maintained. It is therefore recommended to observe the minimum layer thickness.

- **Anterior teeth: min. 2.5 mm**
- **Posterior teeth: Central fossa min. 2.0 mm, cusp tips min. 2.5 mm, cervical area min. 2.5 mm**

Important

To ensure that removable dentures remain functional over longer periods of time, the following prerequisites should be met:

- The dentures should be planned and fabricated in close cooperation with the dentist.
- Dentist and dental technician should ensure a balanced occlusion and articulation.
- All dental products should be used according to the instructions of the manufacturer. Denture teeth, in particular, should not be weakened by excess grinding.
- In order to ensure a reliable bond with the denture base material, the teeth are cleaned with steam, roughened and wetted with monomer. When completing the denture with an auto-curing polymer, we recommend using additional mechanical retention.
- The application of a glaze varnish or denture cleaning spray is not recommended.
- The teeth should not come into contact with a flame or direct heat.
- Heat development as a result of too much pressure during grinding must be prevented.
- We recommend wearing a face mask and using extraction equipment for protection against grinding dust.
- Dentures should be cleaned with commercial cleaning agents. Contact with solvents must be prevented.
- If an allergy against components of the product is known, prefabricated teeth should not be used.
- When using C&B veneering materials, the corresponding Instructions for Use must be observed.
- We recommend wearing protective goggles to protect your eyes from grinding chips.

Combination table

SR Vivodent		SR Orthotyp
Anteriors		Posteriors
upper	lower	upper/lower
A11	A3	N3
A12	A5	N3
A13	A5	N3/N5
A14	A6/A7	N5
A15	A8	N4
A17	A9	N6
A22	A3	N3/N5
A24	A2	N2
A24B	A4/A5	N2
A25	A9	N4
A27	A8	N4
A32	A3/A5	N3/N5
A36	A7	N5
A41	A3/A5	N3/N5
A42	A5	N3/N5
A44	A3	N3/N5
A54	A5	N5
A56	A7/A8	N5
A66	A5/A7	N5
A68	A7	N4/N5

This combination table is recommended as a guideline. In case of particular anatomical conditions, deviations are possible. The offer may vary from country to country.

Making People Smile

CE 0123

ISO 22112:2017

Descriptions and data constitute
no warranty of attributes.

Date information prepared: 2021-06/Rev. 0
754262/EN

[ivoclarvivadent.com](https://www.ivoclarvivadent.com)